





RESUMO POR MARCA

VEÍCULOS IMPORTADOS	RESULTADOS MENSAIS						ACUMULADO JANEIRO/OUTUBRO		
	OUT 2019 [A]	SET 2020 [B]	OUT 2020 [C]	Variação (%)		2019 [D]	2020 [E]	Variação (%) [D] → [E]	
				[B] → [C]	[A] → [C]				
BMW	619	437	247	↓ -43,5%	↓ -60,1%	4.014	2.953	↓ -26,4%	
BYD	4	4	6	↑ 50,0%	-	4	16	↑ 300,0%	
CAOACHERY	0	0	0	-	-	132	3	↓ -97,7%	
FERRARI	4	4	4	→ 0,0%	→ 0,0%	27	27	→ 0,0%	
JAC MOTORS	195	31	65	↑ 109,7%	↓ -66,7%	1.728	641	↓ -62,9%	
JAGUAR	146	126	80	↓ -36,5%	↓ -45,2%	1.544	937	↓ -39,3%	
KIA MOTORS	990	655	687	↑ 4,9%	↓ -30,6%	7.934	4.939	↓ -37,7%	
LAMBORGHINI	3	0	2	-	↓ -33,3%	29	14	↓ -51,7%	
LAND ROVER	246	258	119	↓ -53,9%	↓ -51,6%	2.477	2.745	↑ 10,8%	
MASERATI	2	3	2	↓ -33,3%	→ 0,0%	23	12	↓ -47,8%	
MINI	143	119	124	↑ 4,2%	↓ -13,3%	1.317	1.005	↓ -23,7%	
PORSCHE	194	241	186	↓ -22,8%	↓ -4,1%	1.439	2.209	↑ 53,5%	
ROLLS ROYCE	0	0	1	-	-	2	2	→ 0,0%	
SUZUKI	140	168	176	↑ 4,8%	↑ 25,7%	1.408	1.224	↓ -13,1%	
VOLVO	721	788	932	↑ 18,3%	↑ 29,3%	6.179	5.745	↓ -7,0%	
OUTROS	0	0	0	-	-	194	0	↓ -100,0%	
TOTAL ABEIFA IMPORTADOS	3.407	2.834	2.631	↓ -7,2%	↓ -22,8%	28.451	22.472	↓ -21,0%	
PARTICIPAÇÃO ABEIFA (%)	14,01%	15,27%	14,10%			12,02%	13,65%		
PRODUÇÃO NACIONAL	RESULTADOS MENSAIS						ACUMULADO JANEIRO/OUTUBRO		
	OUT 2019 [A]	SET 2020 [B]	OUT 2020 [C]	Variação (%)		2019 [D]	2020 [E]	Variação (%) [D] → [E]	
				[B] → [C]	[A] → [C]				
BMW	832	923	897	↓ -2,8%	↑ 7,8%	6.460	6.785	↑ 5,0%	
CAOACHERY	2.194	2.184	1.997	↓ -8,6%	↓ -9,0%	15.958	14.651	↓ -8,2%	
LAND ROVER	291	70	143	↑ 104,3%	↓ -50,9%	2.336	1.360	↓ -41,8%	
SUZUKI	154	112	112	→ 0,0%	↓ -27,3%	1.604	938	↓ -41,5%	
TOTAL ABEIFA PRODUÇÃO NACIONAL	3.471	3.289	3.149	↓ -4,3%	↓ -9,3%	26.358	23.734	↓ -10,0%	
PARTICIPAÇÃO ABEIFA (%)	1,60%	1,82%	1,69%			1,36%	1,77%		
TOTAL ABEIFA (NACIONAL + IMPORTADOS)	6.878	6.123	5.780	↓ -5,6%	↓ -16,0%	54.809	46.206	↓ -15,7%	
PARTICIPAÇÃO ABEIFA (%)	2,85%	3,08%	2,82%			2,52%	3,07%		





EMPLACAMENTO DAS ASSOCIADAS ABEIFA - 2020

VEÍCULOS IMPORTADOS

MARCA/MODELO		jan	fev	mar	abr	mai	jun	jul	ago	set	out	nov	dez	Total
 BMW	Total	290	268	235	112	188	415	369	392	437	247	0	0	2.953
	Share	12,05%	10,03%	11,23%	14,89%	18,80%	16,27%	13,03%	14,50%	15,42%	9,39%			13,14%
SÉRIE 1		13	30	14	11	7	14	50	54	63	14			270
SÉRIE 2			1	4	1	5	16	18	45	51	26			167
SÉRIE 3		80	54	41	29	44	93	40	21	22	9			433
SÉRIE 4			7	2	2	2	4	4	5	8	3			37
SÉRIE 5		13	15	6	4	5	11	12	9	7	5			87
SÉRIE 7		5	8	2	2	3	10	10	4	7	2			53
I3		6	6	3		6	8	13	10	8	4			64
I8		1		1		1			2		2			7
X2		69	63	46	10	22	46	61	75	43	19			454
X3		51	40	28	9	16	55	39	37	82	42			399
X4		2	3	2	2	1	6	4	9	9	6			44
X5		7	6	31	17	28	47	33	30	26	23			248
X6			2	16	12	17	26	12	5	9	38			137
X7		3	8	4	5	9	8	9	7	11	7			71
M135I				12	3	4	15	10	17	5	4			70
M140I		1												1
M2		2	7	6	1	4	17	12	19	11	5			84
M235I						1	3	8	8	14	8			42
M340I						1	9	12	19	25	8			74
M760LI										1				1
M4			1											1
M5		2	2	3	1	1	2	5	6	11	5			38
M8										2	4			6
Z4		32	15	13	3	11	25	17	10	20	11			157
M850I		3		1						2	2			8
 BYD	Total	0	0	0	0	1	4	0	1	4	6	0	0	16
	Share	0,00%	0,00%	0,00%	0,00%	0,10%	0,16%	0,00%	0,04%	0,14%	0,23%			0,07%
E5						1								1
T3							4		1	4	6			15
 CAOA CHERY	Total	1	1	0	0	0	0	1	0	0	0	0	0	3
	Share	0,04%	0,04%	0,00%	0,00%	0,00%	0,00%	0,04%	0,00%	0,00%	0,00%			0,01%
QQ		1												1
TIGGO								1						1
S-18			1											1
 FERRARI	Total	3	1	1	0	0	6	3	5	4	4	0	0	27
	Share	0,12%	0,04%	0,05%	0,00%	0,00%	0,24%	0,11%	0,18%	0,14%	0,15%			0,12%
488 SPIDER							1							1
488 PISTA SPIDER		2					1	2						5
488 PISTA COUPÉ				1			2		1					4
812		1												1
812 GTS											1			1
F8 TRIBUTO							1	1	1	3	2			8
F12 TDF			1											1
PORTOFINO							1		3	1	1			6





EMPLACAMENTO DAS ASSOCIADAS ABEIFA - 2020

VEÍCULOS IMPORTADOS

MARCA/MODELO		jan	fev	mar	abr	mai	jun	jul	ago	set	out	nov	dez	Total
 JAC MOTORS	Total	124	149	63	21	23	45	65	55	31	65	0	0	641
	Share	5,15%	5,58%	3,01%	2,79%	2,30%	1,76%	2,30%	2,03%	1,09%	2,47%			2,85%
J3				1										1
S3					1									1
S7										1				1
T40		63	68	18	11	6	13	26	19	7	24			255
T50		34	22	2	2	3	4	1	6	3	5			82
T60		4	29	16	2	8	10	14	12	6	9			110
T80		4	4	3			2			3				16
T 6							1							1
V260		10	14	8	2	2	10	20	13	9	10			98
IEV20			1	5	2	3	4	3	2	2				22
IEV40		9	11	9	1	1	1	1	2		17			52
IEV60									1					1
IEV 330P				1										1
 JAGUAR	Total	108	134	123	26	16	94	117	113	126	80	0	0	937
	Share	4,49%	5,02%	5,88%	3,46%	1,60%	3,68%	4,13%	4,18%	4,45%	3,04%			4,17%
F-TYPE		6	7	3			3	2		2	1			24
E-PACE		65	79	60	15	9	62	82	68	69	31			540
F-PACE		26	20	42	5	6	20	22	36	41	30			248
IPACE		8	22	7	4	4	5	6	6	9	15			82
XE		1	4	4	1	1	2	3	2	4				22
XE S		2												2
XF			2	4			2	1		1	3			13
XJ				3	1			1	1					6
 KIA MOTORS	Total	593	599	484	133	166	401	580	641	655	687	0	0	4.939
	Share	24,64%	22,43%	23,14%	17,69%	16,60%	15,72%	20,49%	23,71%	23,11%	26,11%			21,98%
BONGO		221	229	197	61	65	177	299	349	292	282			2.172
CADENZA								1		2				3
CARNIVAL		4	25	16	3	4	15	10	5	12	13			107
CERATO		78	87	60	21	28	64	89	99	160	188			874
OPTIMA										1				1
SORENTO		9	16	17	1	2	5	12	9	16	12			99
SOUL		8	2	2			1	2	1	1				17
SPORTAGE		229	208	159	34	61	114	146	136	149	150			1.386
STINGER		2							2		2			6
RIO		42	32	33	13	6	25	21	39	23	40			274
 LAMBORGHINI	Total	0	3	2	2	0	2	2	1	0	2	0	0	14
	Share	0,00%	0,11%	0,10%	0,27%	0,00%	0,08%	0,07%	0,04%	0,00%	0,08%			0,06%
HURACAN COUPÉ				1										1
HURACAN SPYDER					2		1	1						4
AVENTADOR			1											1
URUS			2	1			1	1	1		2			8




EMPLACAMENTO DAS ASSOCIADAS ABEIFA - 2020

VEÍCULOS IMPORTADOS

MARCA/MODELO		jan	fev	mar	abr	mai	jun	jul	ago	set	out	nov	dez	Total
 LAND ROVER	Total	263	323	299	94	133	413	494	349	258	119	0	0	2.745
	Share	10,93%	12,09%	14,29%	12,50%	13,30%	16,19%	17,45%	12,91%	9,10%	4,52%			12,22%
DEFENDER						1		22	93	70	29			215
DISCOVERY 4		63	63	47	15	13	82	95	65	56	24			523
DISCOVERY SPORT		1							1					2
EVOQUE		86	107	125	36	61	196	184	85	65	34			979
RANGE ROVER		6	8	10	3	5	10	8	6	4	1			61
RANGE ROVER SPORT		50	93	69	20	35	79	106	55	21	7			535
VELAR		57	52	48	20	18	46	79	44	42	24			430
 MASERATI	Total	1	3	0	0	0	0	1	2	3	2	0	0	12
	Share	0,04%	0,11%	0,00%	0,00%	0,00%	0,00%	0,04%	0,07%	0,11%	0,08%			0,05%
LEVANTE		1	3					1	2	3	1			11
QUATTROPORTE														0
GT											1			1
 MINI	Total	107	107	105	30	41	134	130	108	119	124	0	0	1.005
	Share	4,45%	4,01%	5,02%	3,99%	4,10%	5,25%	4,59%	4,00%	4,20%	4,71%			4,47%
COOPER		5	13	9	5	1	12	7	11	8	14			85
COOPER CABRIO				1										1
COOPER 5P		9	8	4		2	9	4	8	8	7			59
COOPER S		18	15	14	6	11	17	26	20	15	17			159
COOPER S 5P		12	15	26		5	13	14	14	13	10			122
COOPER CLUBMAN		5	4	1		1	1	6	2	3	4			27
COOPER S CLUBMAN		1					2							3
COOPER S CABRIO		9	8	6	3	3	11	12	9	12	9			82
COOPER COUNTRYMAN		5	4	8	2	1	18	12	8	14	6			78
COOPER S COUNTRYMAN		12	15	12	3	1	13	21	16	13	16			122
COOPER JCW CABRIO		5	7	6	3	1	7	5	5	5	2			46
COOPER JCW COUNTRYMAN		12	7	3	3	3	4	6		3	5			46
COOPER SE COUNTRYMAN		7	2	6	1	8	15	7	10	6	14			76
COOPER HATCH JCW 3P		7	9	9	4	4	12	10	5	7	9			76
COOPER JCW GP3										12	11			23
 PORSCHE	Total	224	279	210	98	154	350	218	249	241	186	0	0	2.209
	Share	9,31%	10,45%	10,04%	13,03%	15,40%	13,72%	7,70%	9,21%	8,50%	7,07%			9,83%
911		73	98	91	45	61	126	60	43	54	22			673
911 TURBO										1	5			6
918		1												1
BOXSTER		33	45	35	15	16	19	23	28	28	31			273
TAYCAN						2								2
CAYENNE		60	81	54	19	34	100	49	46	76	106			625
CAYMAN		8	18	2		6	9	6	13	11	10			83
MACAN		41	33	23	13	29	85	65	94	51	10			444
PANAMERA		8	4	5	6	6	11	15	25	20	2			102





EMPLACAMENTO DAS ASSOCIADAS ABEIFA - 2020

VEÍCULOS IMPORTADOS

MARCA/MODELO		jan	fev	mar	abr	mai	jun	jul	ago	set	out	nov	dez	Total
 ROLLS ROYCE	Total	0	0	0	0	0	0	0	1	0	1	0	0	2
	Share	0,00%	0,00%	0,00%	0,00%	0,00%	0,00%	0,00%	0,04%	0,00%	0,04%			0,01%
WRAITH														0
PHANTOM											1			1
DAWN														0
CULLINAN									1					1
 SUZUKI	Total	147	153	105	28	57	88	160	142	168	176	0	0	1.224
	Share	6,11%	5,73%	5,02%	3,72%	5,70%	3,45%	5,65%	5,25%	5,93%	6,69%			5,45%
SCROSS		14	14	7	5	7	10	12	9	13	15			106
VITARA		61	55	41	13	20	23	50	48	71	69			451
JIMNY SIERRA		72	84	57	10	30	55	98	85	84	92			667
 VOLVO	Total	546	651	465	208	221	599	691	644	788	932	0	0	5.745
	Share	22,68%	24,37%	22,23%	27,66%	22,10%	23,48%	24,41%	23,83%	27,81%	35,42%			25,57%
S60		29	76	25	7	6	38	57	64	78	136			516
S80														0
S90		3	13	5	3	1	6	5	3	10	10			59
V40		3	2											5
V60		6	8	7	2	2	17	14	18	17	11			102
XC40		234	233	188	66	102	221	243	283	280	273			2.123
XC60		227	237	190	104	86	248	281	204	291	417			2.285
XC90		44	82	50	26	24	69	91	72	112	85			655
TOTAL IMPORTADOS ...		2.407	2.671	2.092	752	1.000	2.551	2.831	2.703	2.834	2.631	0	0	22.472

EMPLACAMENTO DAS ASSOCIADAS ABEIFA - 2020

VEÍCULOS DE PRODUÇÃO NACIONAL

MARCA/MODELO		jan	fev	mar	abr	mai	jun	jul	ago	set	out	nov	dez	Total	
 BMW	Total	497	649	559	181	347	852	1.012	868	923	897	0	0	6.785	
	Share	19,70%	22,33%	20,60%	25,71%	41,96%	39,83%	37,15%	31,45%	28,06%	28,49%			28,59%	
	SÉRIE 1														0
	SÉRIE 3	187	297	288	103	211	486	487	428	542	531				3.560
	X1	201	249	223	52	97	281	410	350	316	289				2.468
	X3	26	22	14	7	13	24	31	30	25	37				229
	X4	54	44	17	3	14	39	65	57	40	40				373
	X5	29	37	17	16	12	22	19	3						155
 CAOA CHERY	Total	1.683	1.922	1.927	422	396	1.035	1.454	1.631	2.184	1.997	0	0	14.651	
	Share	66,71%	66,14%	71,03%	59,94%	47,88%	48,39%	53,38%	59,09%	66,40%	63,42%			61,73%	
	CELER														0
	CELER SEDAN														0
	CIELO HATCH														0
	QQ	12	2	2	1	2	1		1	1					22
	TIGGO	476	443	403	51	92	431	570	448	402	437				3.753
	TIGGO 5X	887	1.036	1.192	235	156	451	557	662	793	881				6.850
	TIGGO 7	181	290	245	116	131	58	129	132	321	224				1.827
	TIGGO 8								130	330	172				632
	ARRIZO 5	127	151	85	19	15	92	87	68	109	79				832
ARRIZO 6						2	111	190	228	204				735	
 LAND ROVER	Total	241	231	151	46	39	166	140	133	70	143	0	0	1.360	
	Share	9,55%	7,9%	5,6%	6,5%	4,7%	7,8%	5,1%	4,8%	2,1%	4,5%			5,73%	
	DEFENDER			1						1		1			3
	EVOQUE		1					1	1	1					4
	DISCOVERY SPORT	241	230	150	46	39	165	139	131	70	142				1.353
RANGE ROVER														0	
 SUZUKI	Total	102	104	76	55	45	86	118	128	112	112	0	0	938	
	Share	4,04%	3,6%	2,8%	7,8%	5,4%	4,0%	4,3%	4,6%	3,4%	3,6%			3,95%	
JIMNY	102	104	76	55	45	86	118	128	112	112				938	
TOTAL PROD. NACIONAL ...		2.523	2.906	2.713	704	827	2.139	2.724	2.760	3.289	3.149	0	0	23.734	

TOTAL ABEIFA (IMPORTADOS + NACIONAIS)	4.930	5.577	4.805	1.456	1.827	4.690	5.555	5.463	6.123	5.780	0	0	46.206
---	--------------	--------------	--------------	--------------	--------------	--------------	--------------	--------------	--------------	--------------	----------	----------	---------------